

SEPTEMBER 2020 RAMROD

CLUB MEETINGS AND COVID

Since we are still under orders from the Governor in regard to the COVID situation, we ask that all who attend observe the guidelines that have been put in place - including maintaining social distances of 6 feet apart (especially when looking at finds or in buying raffle tickets) and wear facial masks. The gym will allow us to spread out more, so this will help with the social distancing.

Please keep in mind that we have a number of elderly members and that you consider wearing a mask if at all possible for their safety.

We will have a bottle of hand sanitizer at the meeting so folks can use it whenever they touch something.

Again, if you are not feeling well, or if you have been around someone who has the virus (thus exposing you to the virus) please remain home so as to not possibly spread the virus to others in the club.

Remember, we have a number of individuals who are considered in the "high-risk" category, so please be considerate of them.

CALENDAR OF EVENTS

Here are the dates for our upcoming club events. A reminder note will be posted to club members before each event, or you may go to our club website or Facebook page for additional information.

- September 1st – business meeting and guest speaker
- September 15th – find of the month meeting
- September 26th – Club Hunt
 - October 3rd – club hunt rain date
- October 6th – business meeting
- October 20th – find of the month meeting
- November 3rd – business meeting
 - Nomination of 2021 club officers may be submitted
- November 17th – find of the month meeting
 - Nominations of 2021 club officers may be submitted
- December 1st – business meeting
 - Election of club officers for 2021
- December 15th – Club's Christmas Party

On the **first meeting of each month** we try to have a speaker to give a talk on subjects of interest to our members. Many times, these talks are given by the members of the club but we often try to bring in guests who have a specialty area to share.

- For our September 1st meeting, Ben Martin will give a presentation on Confederate Buckles and Buttons

The **second meeting of each month** is dedicated to the “Find of the Month”. This is an opportunity for each member to bring in items that they have personally found since the last Find of the Month.


Here are the club rules for find of the month entries:


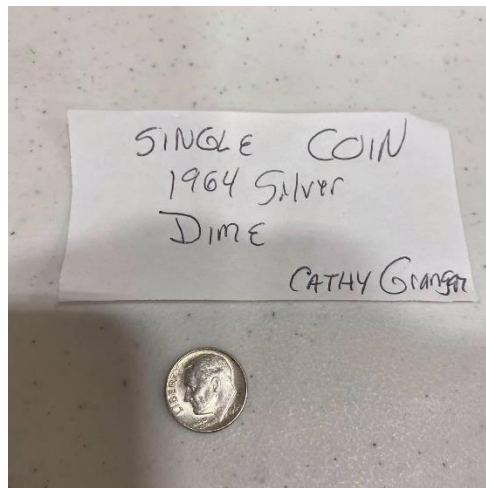
1. You must be a club member before the Find of the Month meeting date to enter an item.
2. Items that are submitted for find of the month are subject to board approval.
3. Items found to be ineligible for judging will be removed from the table.
4. Items submitted are for items recovered after the last month’s contest.
5. Items should be mostly dug items but an item that has been found by sight can qualify.
6. Items must be old in nature
7. Items found must be found by the person entering the items.
8. You can only enter once in each category.
9. Person bringing in an item is responsible to sign-in the item
10. The board can request an item be relisted in a different category if the board sees fit.
11. Items should be placed on the table after being signed in.
12. Place item on table according to its category and number sequence.
13. Person bringing items are responsible for items well-being; including, picking the item up at the end of the meeting.

Here are the categories, and winning finds for August:

- Single Relic – Barry Gore with an Eagle “I” coat button
- Multiple Relic - Cathy Granger with various Railroad items
- Single Coin – Ron Wadell with an 1858 Seated Dime
- Multiple Coin – Cathy Granger with various coins and tokens
- Jewelry/Miscellaneous – Anna Wing with a turquoise, coral, and amber broach

Here are the entries at our August 18th find of the month meeting





Members vote for their favorite in each category. The winner of the single relic and single coin can then be entered into the Find of the Year event; which will be held January meeting of the upcoming year.

Raffle Prize - At each meeting, we will have a raffle (\$0.50 per ticket) with two or three choices for the winner of the raffle to select. These items may include (but not limited too) Civil War Breastplates, Box plates, Bayonets, Union and Confederate buttons, artillery shells, and more. All attending the meeting may purchase raffle tickets.

At our August 4th meeting, Brian Waugh won a Springfield bayonet.



At our August 18th meeting, Darrell Shipp won a Hotchkiss (nose) shell.



Door Prizes - Each attending club member is also entitled to a door prize ticket, where winning numbers are pulled for various items (such as book, bottles, pictures, relics, coins, and other items). Only club members who are at the meeting can participate in the door prize drawings.

CLUB HUNT

Our club hunt is now scheduled for September 26th (we have a rain date of October 3rd). As a reminder, to be able to participate in the hunt, you must have:

The club hunt rules are in our constitution and they essentially are:

- The participant must be a paid member one month before the hunt date and must attend at least one meeting prior to each club hunt.
- The participant must have attended at least one (1) meeting this year prior to the hunt.
- **The fee for the hunt is \$25.** Children under 13 are free as long as they are accompanied by a paying adult family member that is participating in the hunt.
- When the hunt has ended, any token for prizes that are found out in the field or that have not been turned in will become null and void.
- No prizes will be given out until the hunt has ended.
- If the member cannot stay until the hunt ends, you will have to forfeit your prize tokens or find someone who can turn them in at the end of the hunt for the appropriate prize.

The hunt sign-up sheet will be available for folks to sign up for the hunt at our September club meetings.

NOTE: You cannot sign up at the hunt; as we need to have an accurate count of people attending the hunt to ensure we have sufficient prizes for all and to enable us to get enough food for the barbecue (which will be held after the hunt). Therefore, you must sign up at our club meetings in September to be able to participate in the club hunt.

SPECIAL CLUB RAFFLE

To raise funds for our club, in lieu of our show being cancelled, we will have a special raffle starting at our August club meeting – and running through the year. This raffle will be for a professional framed picture (29 inches by 36 inches) entitled “The Christian General” – a painting of Robert E Lee (in uniform) reading a bible to a child.

You may purchase raffle tickets (\$0.50 per ticket) at all of our meetings, and we will draw the winner of the painting in December. You do not have to be present to win the painting, so we ask that you please print your name on the back of the ticket when you put it in the ticket-bucket.



If you have any questions about this raffle, please let me know.

BASIC PRESERVATION OF LEATHER, WOOD, AND METAL ARTIFACTS

I found this information at the following web site: <https://www.nationalww2museum.org/preservation-artifacts>

Leather is a difficult item to preserve; care should be taken to store in medium humidity and moderate temperature. Generally speaking, storing it inside your home is suitable.

- Avoid displaying leather items in direct sunlight or bright light. If the leather is dirty or moldy, clean it with damp cotton cloths.
- Do not use saddle soap or leather conditioners.
- If the item feels overly dry or stiff do not use petroleum products (or anything that does not list its ingredients) on your leather. Anything that is put on leather is there to stay—beware of creating problems.
- Most leather will stiffen over time; this is generally not a problem, as historic items should not be used. Take time now, while the leather is pliable, to support the item in a displayable manner. For example, lightly stuff the toes of shoes or boots to help them maintain their shape, use acid-free tissue; boot tops can be supported with acid-free tubes made from file folders. Do up all the laces and buckles.
- Likewise, leather cases should be stuffed to hold their shape. If you are opening and closing a case, do not continue to fasten buckles every time; this will certainly lead to breakage.
- The above information does not apply to suede or kid leather; consult a professional for preservation of items made from these types of leather.

Wood is a relatively stable material to preserve. Wooden artifacts can be maintained for years, provided that some basic care and attention is given to their preservation.

- Store wooden items in your home where they are protected from extremes of temperature and humidity.
- Avoid direct sunlight or bright light, which will fade finishes.
- Avoid all temptations to over-clean or refinish wood items.
- The use of linseed oil or other oil-based products on wood items is not required or recommended.
- If wood items are handled, a protective coating of wax, such as SC Johnson Paste Wax may be applied.
- When oiling firearms, take care not to get oil on the grips or stock.

Metal, except gold, is susceptible to oxidation or corrosion. Prevention of corrosion or oxidation is the primary goal in caring for metal artifacts. Most corrosion is caused by moisture, although certain chemicals can also play a role. The oils and acids that occur naturally on skin can be very damaging to metal artifacts. One of the simplest ways to help preserve your artifacts is to store them in a relatively dry environment. Typically, metal artifacts should be stored in living areas, which are much dryer than sheds, garages or basements. Attics are generally too hot for most artifacts.

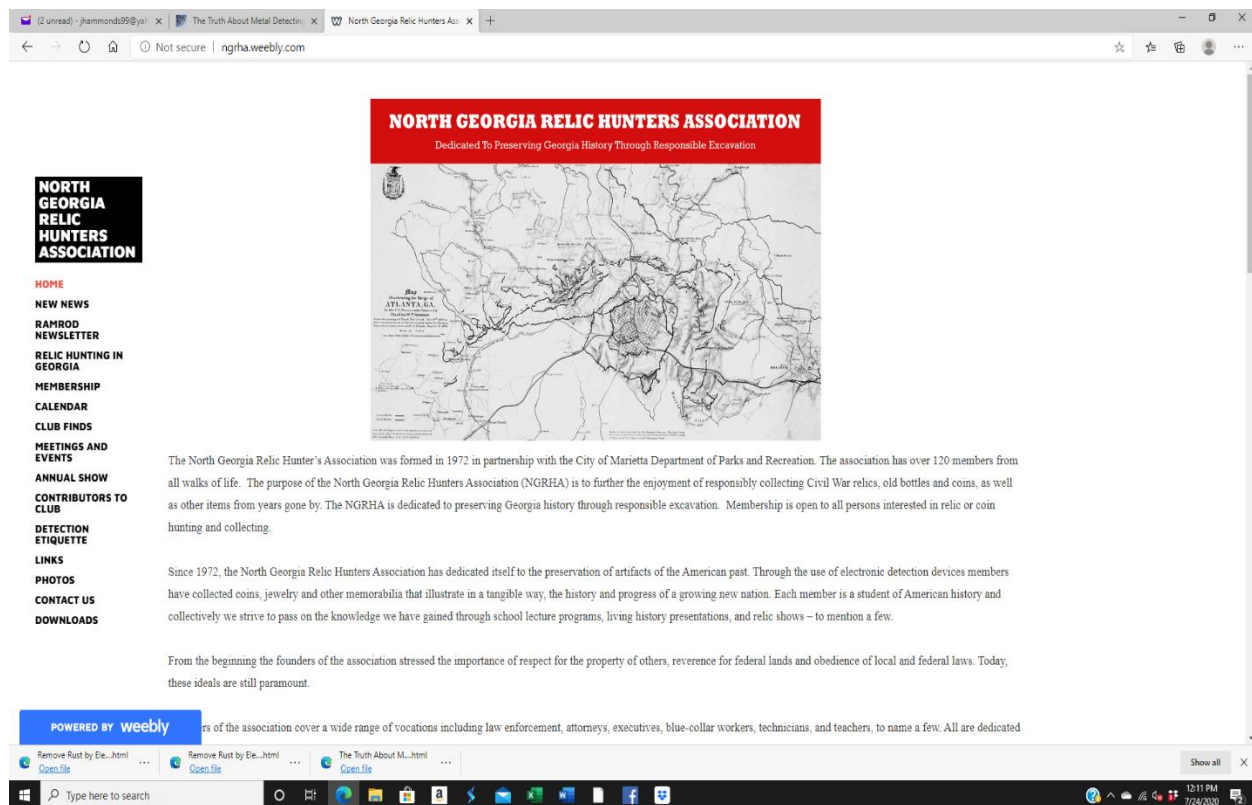
General Rules

- If you are unsure what to do, seek professional guidance.
- Do not attempt to clean or polish metal artifacts without seeking professional advice.
- Do not handle metal artifacts with bare hands; gloves should be used.
- Generally speaking, commercially available dip-type tarnish removers should be avoided.
- The use of spray-on lacquer or similar coatings is seldom advisable.
- Although some oxidation or corrosion may be damaging to an artifact, they may also add to the value. Restoring an artifact to its original condition is not always the prudent course of action.

CLUB WEB SITE

The club web site can be viewed at the following address:

WWW.NGRHA.COM



This site is continually updated with club-related information, so we encourage you to visit to site to learn about the latest club activities and events.

CLUB FACEBOOK PAGE

More club information can be found on the club's Facebook site. This site not only includes information on club activities, but also a variety of information regarding the Civil War and articles of interest relating to history and our hobby.

You can subscribe to our site on Facebook by going to our page at:

North Georgia Relic Hunters Association

Take a few minutes to subscribe and view this page.



You can also make posts to this page with anything that you think will be of interest to other club members – including online articles and information from other Facebook sites.

CONTRIBUTORS TO NGRHA

The North Georgia Relic Hunters Association (NGRHA) club and their members wish to thank the listed companies and individuals who have supported our club and the hobby of treasure seeking, metal detecting and the pursuit of history.

Through their donations and support and through responsible excavation, we are able to preserve, share and further the enjoyment of responsible collecting of Civil War relics, old bottles and coins as well as other items from years gone. We urge our members and others to support these supporters of our club. Thanks again to all!

The following club members have made donations to our club.

- Brian B. Waugh (Attorney at Law) – made a \$500 donation to the club
- James Grant – donated framed picture of Robert E Lee that is being used as a special club raffle.

The following organizations members have made donations to our club

- **Fisher Metal Detectors**
<http://www.fisherlab.com>
- **Minelab Metal Detectors**
<http://www.minelab.com>
- **Teknetics Detectors**
<http://www.teknetics.com>
- **Whites Metal Detectors**
<http://www.whiteselectronics.com>
- **Garrett Metal Detectors**
<http://www.garrett.com>
- **Kellyco Metal Detectors**
<http://www.kellycodetectors.com>
- **Nokta Detection Technologies**
<http://www.noktadetectors.com>
- **Bullet And Shell**
<http://www.bulletandshell.com>
- **Fisher Metal Detectors**
<http://www.fisherlab.com>
- **Minelab Metal Detectors**
<http://www.minelab.com>
- **Teknetics Detectors**
<http://www.teknetics.com>

FUTURE ITEMS

If you have items or ideas on what you would like to see added to the Ramrod, please let me know.